



Beaver Sign, Identify Damage and Conflict Prevention



Tracks

Beaver tracks: The front foot is approximately 2-3 inches long with the hind foot being 4-7 inches long. The tail drag print may also be visible.

Signs

Lodges of sticks and mud are often constructed in ponds, rivers, streams and creeks. Beaver are herbivores eating primarily woody material. Look for chew marks on tree trunks and felled trees.



Avoid Conflicts

For more in depth information on how to install deterrents and other ways to avoid conflicts with beaver visit the Grand Canyon Trust: http://www.grandcanyontrust.org/research/wp-content/uploads/2010/02/beaverGuide_2013.pdf

Trapezoidal culvert protective fence

Create a culvert protective fence in a trapezoid pattern as shown below.

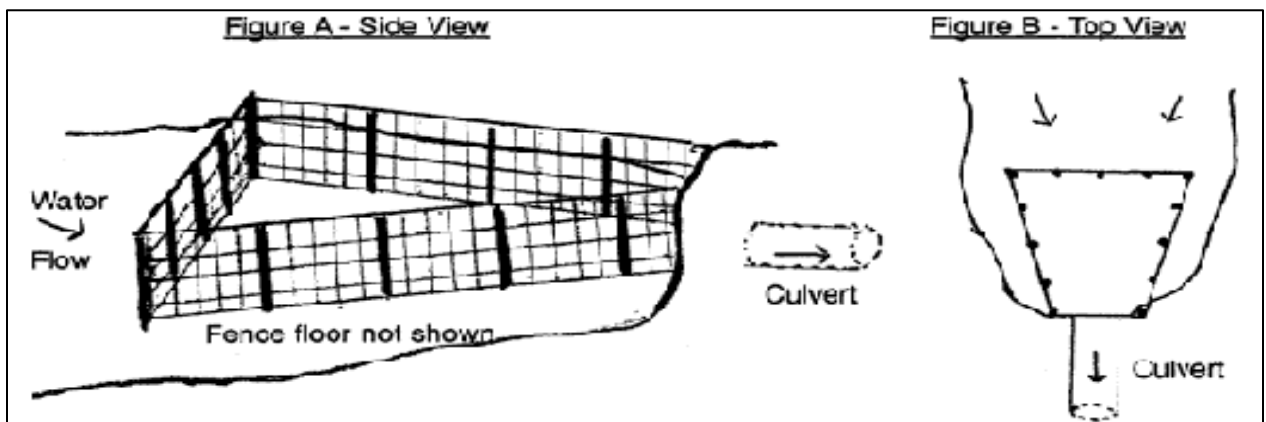


Fig. 1 – Trapezoidal culvert protective fence. Used with permission from Beaver Solutions LLC.

Pond Leveler

A simple pond-leveling device can be an easy to build solution to flooding from beaver dams. A culvert pipe is installed in an intact beaver dam, and the inlet is sunk into the upstream beaver pond. A cage of heavy welded wire is constructed to prevent beaver from plugging the intake. The outlet end of the pipe can be set higher or lower in the dam depending on the level you wish to maintain in the pond. A pond leveler can be combined with a culvert protective fence in situations where the height of the roadbed is sufficient that a small beaver pond does not pose a threat. Ideally the pond should be left as large as is feasible without creating conflicts.

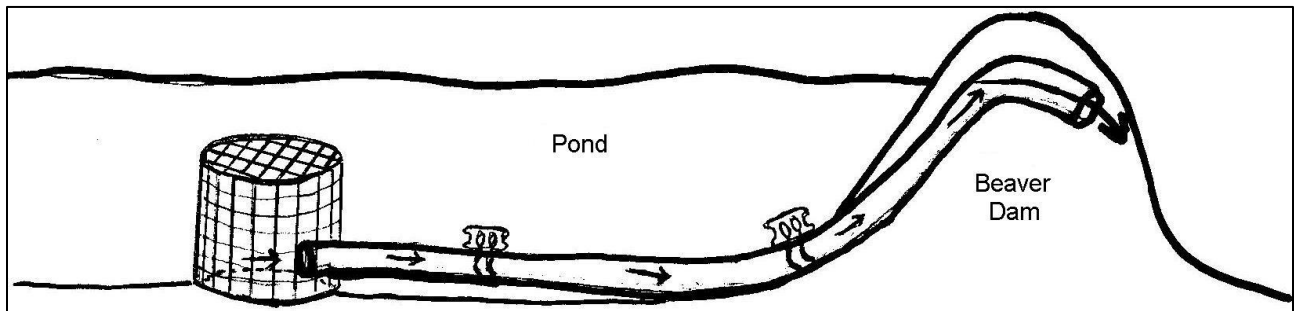


Fig. 2 – Flexible Pond Leveler. Used with permission from Beaver Solutions LLC.

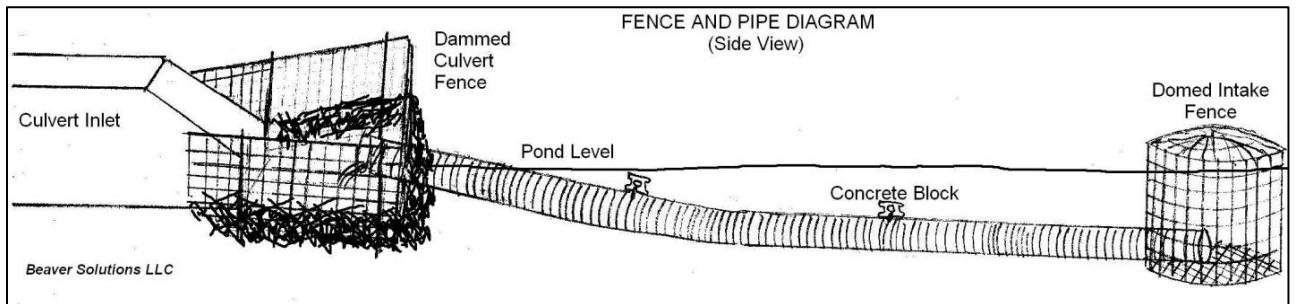


Fig 3 – Fence and Pipe Diagram. Used with permission from Beaver Solutions LLC.

Drawings and Diagrams by Beaver Solutions LLC – Pioneering best management practices for beaver, with information and DVD's available showing how to install a variety of flow control devices and protective fencing. www.beaversolutions.com

If you have conflicts with beaver that cannot be resolved with these non-lethal tips, alert the Utah Division of Wildlife Resources office near you.

Cedar City (435) 865-6100
Ogden (801) 476-2740
Price (435) 613-3700

Salt Lake City (801) 538-4700
Springville (801) 491-5678
Vernal (435) 781-9453